

APPLICATIONS

Suitable for use in Zone 1 and Zone 2 hazardous areas of offshore platforms, oil fields, drilling, oil refining, chemical industry, for fixed floodlighting.



BFC(BFE)8412 EXPLOSION-PROTECTED (EMERGENCY) LED FLOODLIGHT



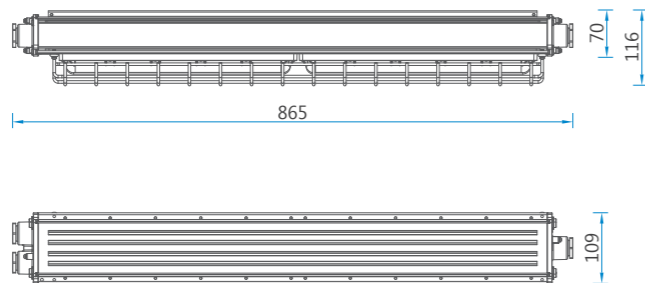
- Explosion-proof form of "e" and "m"
- Degree of protection: IP 67
- High-efficiency LED light source, and anti-glare transparent parts
- Suitable for ceiling mounting, derrick mounting, wall mounting, pendant mounting and clamp mounting
- Duration of emergency version: 150 minutes



Zone 1	Zone 2	150 lm / W	150_{min} Duration of emergency	IP 67				
---------------	---------------	----------------------	---	--------------	--	--	--	--

DIMENSION DRAWINGS

*all dimensions in mm

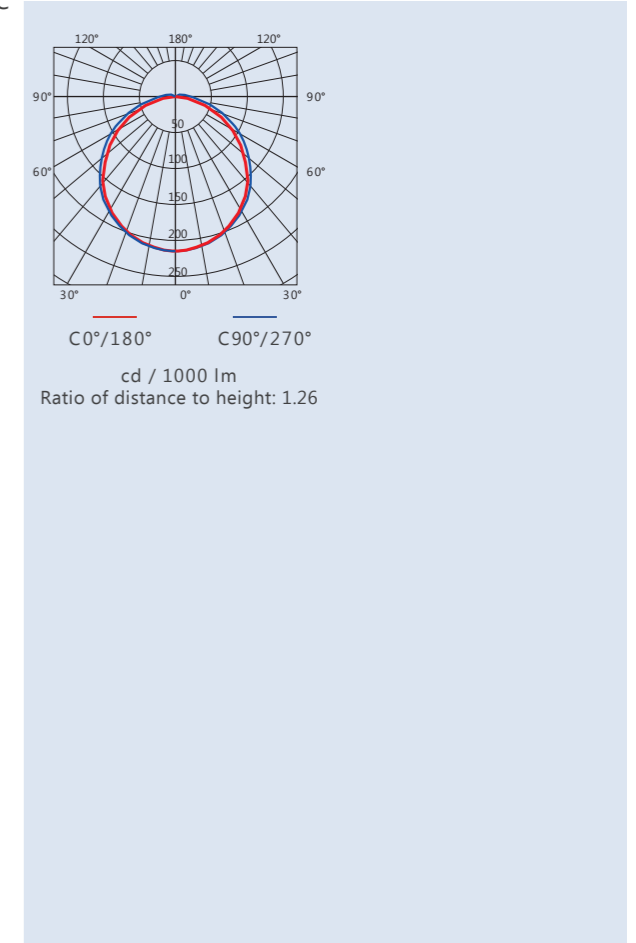


TECHNICAL DATA

Certification	International approvals: ATEX, IECEX, CB, CCC, CNEX
	Coding: Ex e mb IIC T4 Gb, Ex tD A21 IP67 T80°C
Conformity to standards	IEC 60079 / IEC 60598
Material	
Body material	Aluminum alloy with epoxy powder coating
Diffuser	Polycarbonate
Light source	
Wattage	50 W
Type	LED
Luminous efficiency	150 lm / W
Life	50000 h
Rated voltage	110 V - 277 V AC 50 Hz / 60 Hz 110 V - 250 V AC 50 Hz / 60 Hz
Class of insulation	Class I
Degree of protection	IP 67
Operating temperature	-40 °C to +55 °C
Cable entry	M25 × 1.5
Corrosion-proof class	WF2
Emergency	
Battery voltage	7.4 V DC
Battery capacity	2.5 Ah
Emergency power	5 W
Charging time	≤ 24 h
Duration	>150 min

PHOTOMETRIC DATA

BFC8412 / BFE8412 50 W
LED photometric data
Luminous intensity distribution cd / 1000 lm



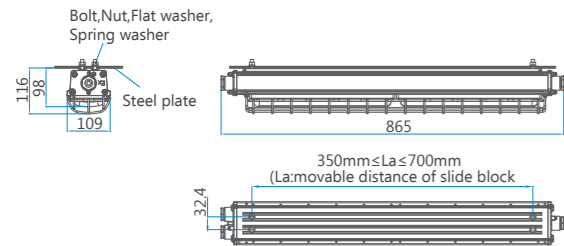
We can provide lighting design and data by professional lighting software based upon simulated site situation on request.

SELECTION TABLE

Model	Lamp power (W)	Lamp type	Operating current (A)	Color temperature (K)	Weight (kg)
BFC8412/50/LED	50	LED	0.9	2700	4.8
				5000	4.8
BFE8412/50/LED	50	LED	0.9	2700	5.7
				5000	5.7

MOUNTING TYPE

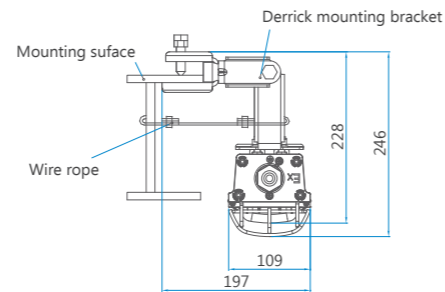
Ceiling mount



Accessories					
No.	Name	Spec.	Qty.	Remark	
1	Expansion bolt (with nut, flat washer, spring washer)	M8 Length by user	4	Provided by user	
2	Three-core cable	Ø8 - Ø14	Determined by user		
3	Screw (with spring washer)	M4 x 12	4	Provided by manufacturer	
4	Cable entry assembly	Sealing ring 1	Ø8 - Ø9		1 or 2
5		Sealing ring 2	Ø9 - Ø10		1 or 2
6		Sealing ring 3	Ø11 - Ø12		1 or 2
7		Sealing ring 4	Ø13 - Ø14		1 or 2
8		Washer			1 or 2
9	Gland nut		1 or 2		
10	Wire guard assembly		1	Accessories should be ordered separately.	
11	Fall prevention chain assembly		1	Accessories should be ordered separately.	

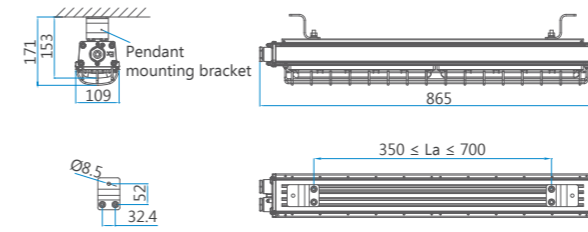
Derrick mount

*all dimensions in mm



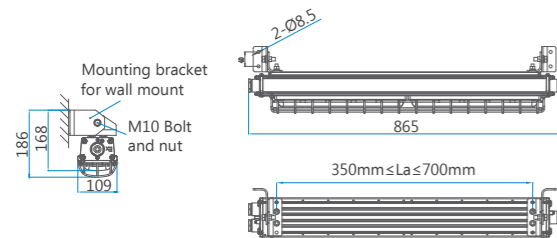
Accessories					
No.	Name	Spec.	Qty.	Remark	
1	Three-core cable	Ø8 - Ø14	Determined by user	Provided by user	
2	Derrick mounting assembly		2	Provided by manufacturer	
3	Cable entry assembly	Sealing ring 1	Ø8 - Ø9		1 or 2
4		Sealing ring 2	Ø9 - Ø10		1 or 2
5		Sealing ring 3	Ø11 - Ø12		1 or 2
6		Sealing ring 4	Ø13 - Ø14		1 or 2
7		Washer			1 or 2
8	Gland nut		1 or 2		
9	Wire guard assembly		1	Accessories should be ordered separately.	
10	Fall prevention chain assembly		1	Accessories should be ordered separately.	

Pendant mount



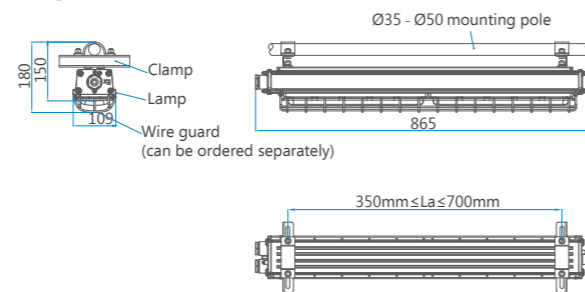
Accessories					
No.	Name	Spec.	Qty.	Remark	
1	Expansion bolt (with nut, flat washer and spring washer)	M8, length by user	2	Provided by user	
2	Three-core cable	Ø8 - Ø14	Determined by user		
3	Pendant mounting assembly		2	Provided by manufacturer	
4	Cable entry assembly	Sealing ring 1	Ø8 - Ø9		1 or 2
5		Sealing ring 2	Ø9 - Ø10		1 or 2
6		Sealing ring 3	Ø11 - Ø12		1 or 2
7		Sealing ring 4	Ø13 - Ø14		1 or 2
8		Washer			1 or 2
9	Gland nut		1 or 2		
10	Wire guard assembly		1	Accessories should be ordered separately.	
11	Fall prevention chain assembly		1	Accessories should be ordered separately.	

Wall mount



Accessories					
No.	Name	Spec.	Qty.	Remark	
1	Expansion bolt (with nut, flat washer and spring washer)	M8, length by user	4	Provided by user	
2	Three-core cable	Ø8 - Ø14	Determined by user		
3	Wall mounting assembly		2	Provided by manufacturer	
4	Cable entry assembly	Sealing ring 1	Ø8 - Ø8		1 or 2
5		Sealing ring 2	Ø9 - Ø10		1 or 2
6		Sealing ring 3	Ø11 - Ø12		1 or 2
7		Sealing ring 4	Ø13 - Ø14		1 or 2
8		Washer			1 or 2
9	Gland nut		1 or 2		
10	Wire guard assembly		1	Accessories should be ordered separately.	
11	Fall prevention chain assembly		1	Accessories should be ordered separately.	

Clamp mount



Accessories					
No.	Name	Spec.	Qty.	Remark	
1	Mounting pole	Ø35 - Ø50	1	Provided by user	
2	Three-core cable	Ø8 - Ø14	Determined by user		
3	Clamp mounting assembly		2	Provided by manufacturer	
4	Cable entry assembly	Sealing ring 1	Ø8 - Ø9		1 or 2
5		Sealing ring 2	Ø9 - Ø10		1 or 2
6		Sealing ring 3	Ø11 - Ø12		1 or 2
7		Sealing ring 4	Ø13 - Ø14		1 or 2
8		Washer			1 or 2
9	Gland nut		1 or 2		
10	Wire guard assembly		1	Accessories should be ordered separately.	
11	Fall prevention chain assembly		1	Accessories should be ordered separately.	

SPARE PARTS

Name	Picture	Ordering code	Weight (kg)
Light source		3048201005	0.32
LED driver		3048201023	0.43
Emergency LED driver		3048201024	0.50
Battery		1304010149	0.15